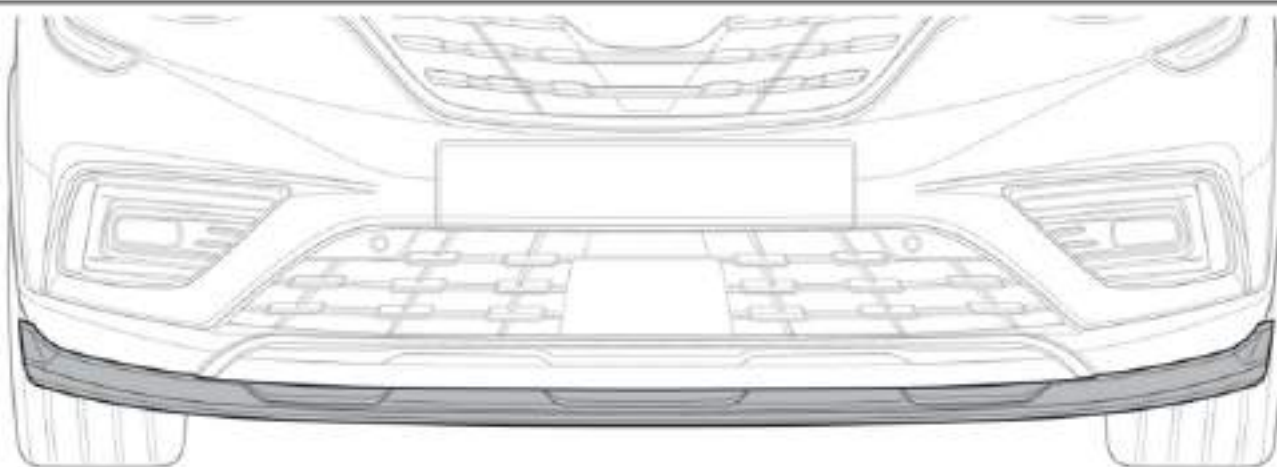




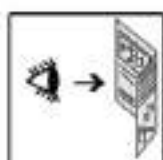
ARKANA XM3



82 01 737 013
82 01 737 989
82 01 737 990



82 01 737 994




FRA Instructions de montage
CES Pokyny pro montáž
DNK Monteringsveiledning
DEU Einbauanleitung
ENG Installation instructions
SPA Instrucciones de montaje
EST Paigaldusjuhised
FIN Asennusohje
ELL Οδηγίες συναρμολόγησης
HRV Návod y k montáži
HUN Beépítési utasítások
ITA Istruzioni per il montaggio
JPN 取付説明書



KOR 조립설명서
LIT Montavimo instrukcija
LAV Montāžas instrukcijas
NLD Inbouwhandleiding
NOR Monteringsveiledning
POL Instrukcja wbudowania
POR Instruções de montagem
RON Instrucțiuni de montaj
RUS Инструкция по монтажу
SLK Návod na zabudovanie
SLV Navodila za inštalacijo
SWE Montageanvisning
TUR Montaj talimatları




ARKANA XM3



4/11



3/11





XM3



1. Grind & remove (Use chemical)



2. Primer painting

- Acrylic polyester type
- Spray 1-2 times, 15-20 micron
- Flesh off time (5-10minutes - the normal temperature)

3. Color painting

- Acrylic polyester cab type
- Spray 1-3 times, 15-20 micron
- Flesh off time (5-10minutes - the normal temperature)

4. Clear painting

- Acrylic polyester cab type
- Spray 1-3 times, 30-40 micron
- Flesh off time (5-10minutes - the normal temperature)

5. Baking in oven

- Max 80°C , 30 minutes (Keep)

6. Polishing

82 01 737 013



A



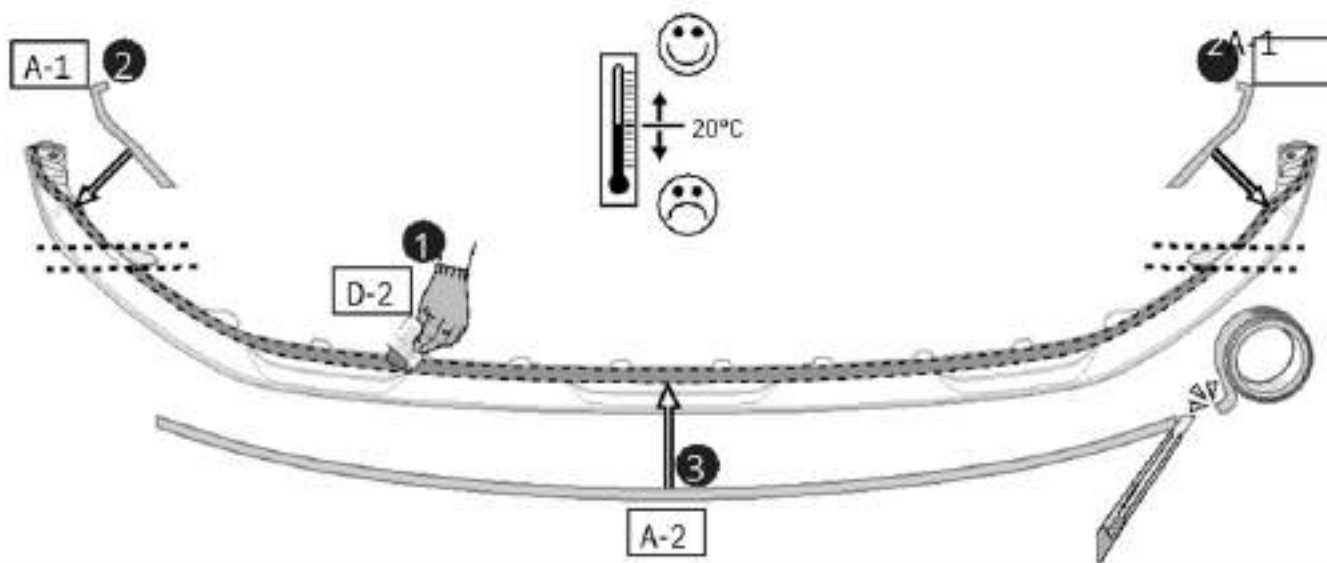
A-1



A-2



D-2



82 01 737 013

/--A

03 / 05 / 2020

3 / 11

