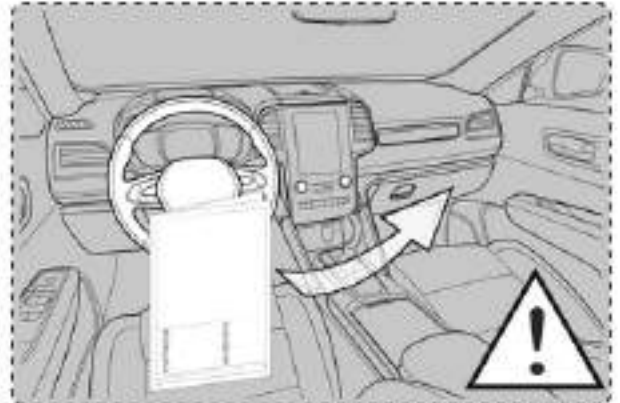




# KOLEOS QM6



8201707106, 8201707105, 8201699230



8201707106, 8201707105, 8201699230  
+ 8201707109, 8201699250



**FRA** Instructions de montage  
**CES** Pokyny pro montáž  
**DNK** Monteringsveiledning  
**DEU** Einbauanleitung  
**ENG** Installation instructions  
**SPA** Instrucciones de montaje  
**EST** Paigaldusjuhised  
**FIN** Asennusohje  
**ELL** Οδηγίες συναρμολόγησης  
**HRV** Návody k montáži  
**HUN** Beépítési utasítások  
**ITA** Istruzioni per il montaggio  
**JPN** 取付説明書

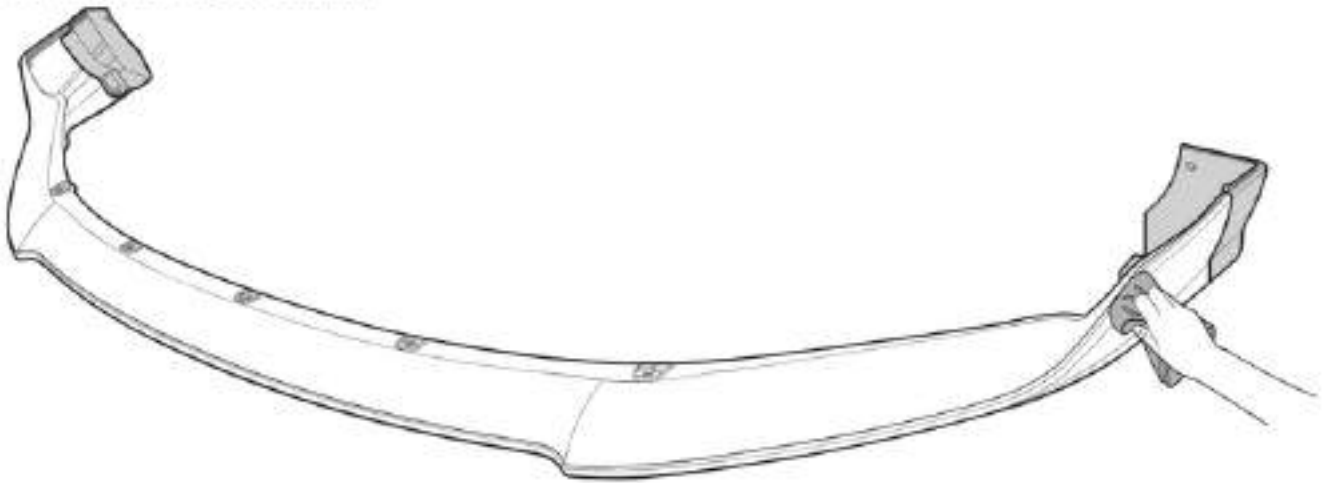
**KOR** 조립설명서  
**LIT** Montavimo instrukcija  
**LAV** Montāžas instrukcijas  
**NLD** Inbouwhandleiding  
**NOR** Monteringsveiledning  
**POL** Instrukcje w budowania  
**POR** Instruções de montagem  
**RON** Instrucțiuni de montaj  
**RUS** Инструкция по монтажу  
**SLK** Návod na zabudovanie  
**SLV** Navodila za inštalacijo  
**SWE** Montageanvisning  
**TUR** Montaj talimatları



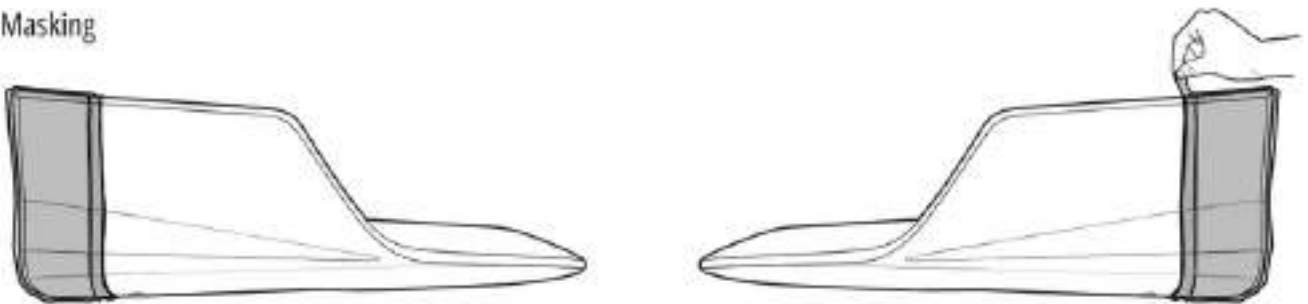
# QM6



## 1. Grind & remove (Use chemical)



## 2. Masking



## 3. Primer painting

- Acrylic polyester type
- Spray 1-2 times, 15-20 micron
- Flesh off time (5-10minutes - the normal temperature)

## 4. Color painting

- Acrylic polyester cab type
- Spray 1-3 times, 15-20 micron
- Flesh off time (5-10minutes - the normal temperature)

## 5. Clear painting

- Acrylic polyester cab type
- Spray 1-3 times, 30-40 micron
- Flesh off time (5-10minutes - the normal temperature)

## 6. Baking in oven

- °C

## 7. Polishing

--	--	--



# KOLEOS

